



## Detailed Instructions to Access

### SurgOnc Academy Communities

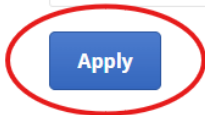
1. Sign in to your SSO account by following [this link](#)
2. Type the access code "SSO Community" in the text box. Click "Apply"



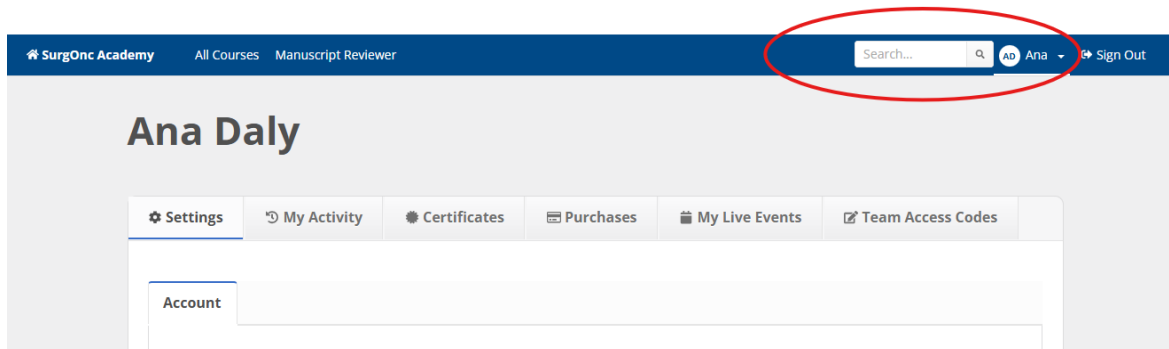
SSO Communities Access Code



Existing Access Codes:

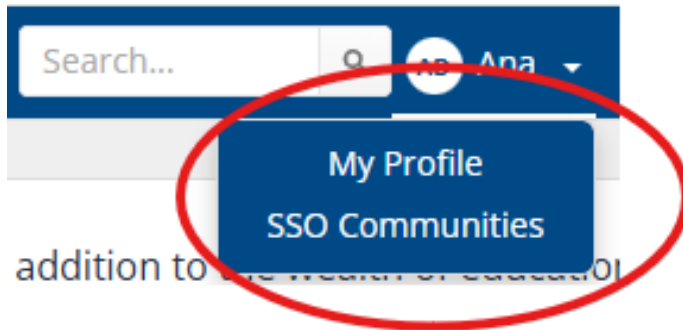


3. Once the Access Code is accepted, hover over your name in the top right corner





4. Click on “SSO Communities”

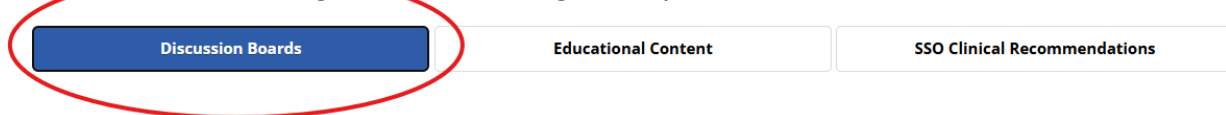



5. To participate in conversations, post questions, or respond to colleagues, visit the Discussion Board by clicking on the “Discussion Boards” button

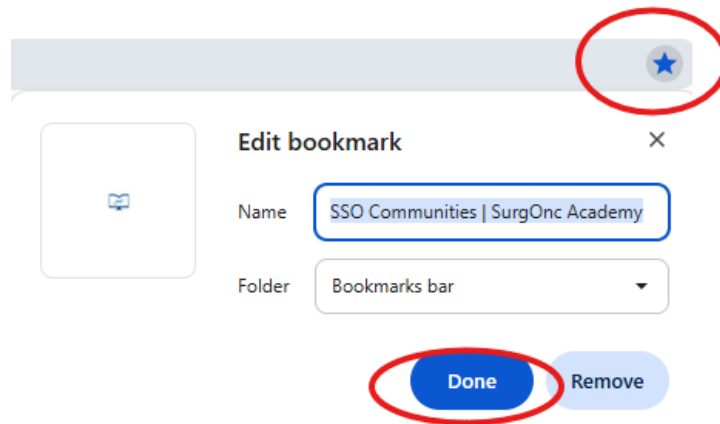
Welcome to the SSO Community homepage! As an SSO Member, you have access to all SurgOnc Academy Content. In addition to the wealth of educational content in SurgOnc Academy, you now have access to dedicated discussion forums for a variety of topics. In this Discussion Board, you will find several topics of conversation. Feel free to add your thoughts!

If you have a suggestion for an additional topic to be added to the Discussion forum, please reach out to the Membership team at [membership@surgonc.org](mailto:membership@surgonc.org).

Please use the below buttons to navigate to areas of interest on SurgOnc Academy!



6. Finally, make sure to bookmark the Discussion Board in your browser, so your community is only one click away! To do so, click on the star  mark located at the top right corner of the web page on your desktop
7. Click “Done” once the page has been bookmarked



8. After bookmarking the page, you can click directly on that link to access SSO communities in the future